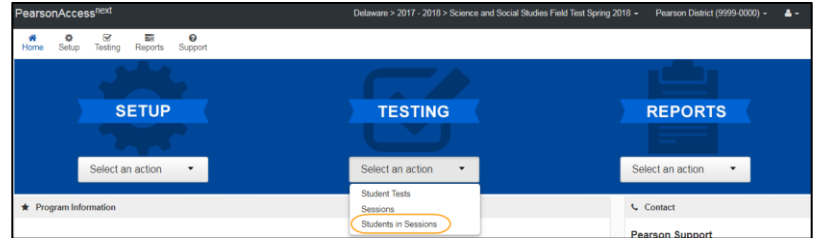


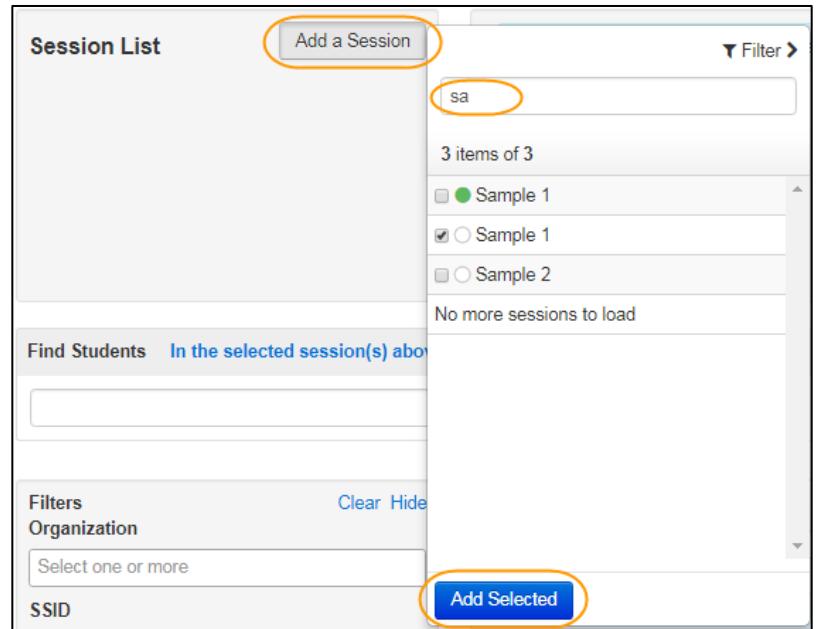
# Start a Test Session in PearsonAccess Next

A test session cannot be started prior to the first day of the testing window. Test sessions will not automatically stop, time out, or expire.

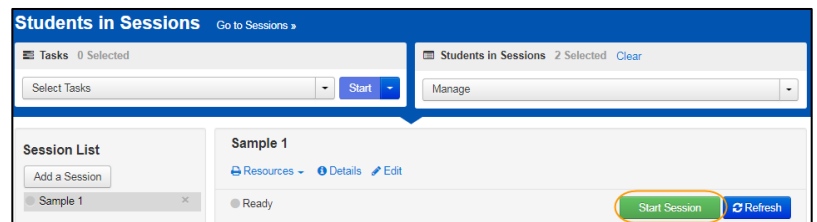
1. From the Home page, under **Testing**, select **Students in Sessions**.



2. In the **Session List**, select **Add a Session**. In the Session field name, begin entering the name of the test session. Select the checkbox next to the test session(s), and select **Add Selected**.



3. Select **Start Session**.



Once the test session has been started, Start Session will change to Stop Session and the gray circle next to the session status will turn green. The test session status will change from Ready to In Progress.

